
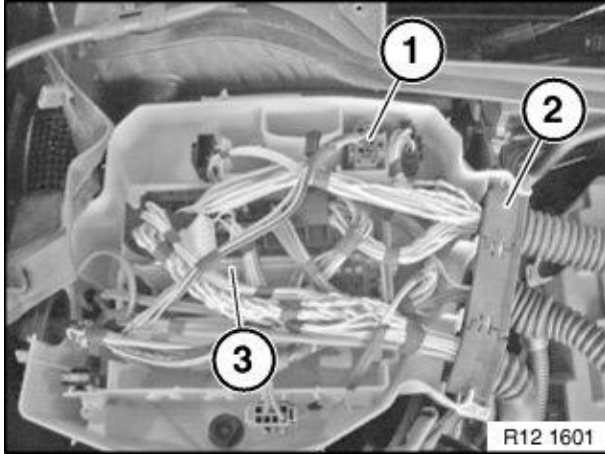


- Release screws (1).
- Unfasten screws (2 and 3).
- Remove upper section of microfilter housing (4).



- Unlock fasteners (1) from below and slide upwards approx. 10 mm.
- Unlock locks (2) in direction of arrow.
- Remove cover (3).



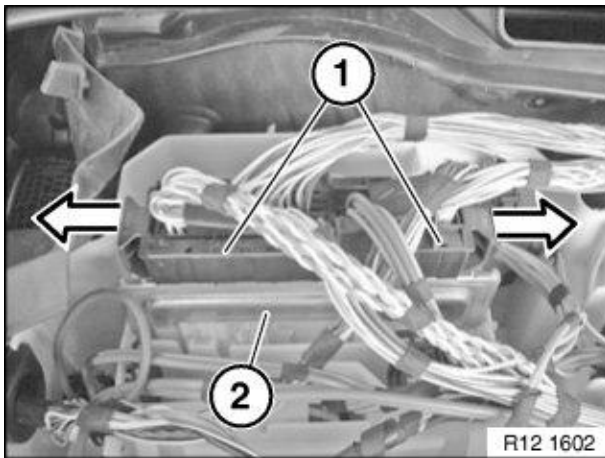
Unlock connector (1) and remove.

Release grommet (2) from electronics box.

Installation note:

Make sure grommet (2) is correctly seated in housing (watertightness).

Unlock control unit (3) and raise slightly.



Unlock connectors (1) using slide in direction of arrow and remove.

Remove control unit (2).